

SHERPA

100

ECO 2SPEED



ENG V1.0



SHERPA
MINI-LOADERS

TECHNICAL DATA

SHERPA 100 2SPEED



Motor

Type	Gen 2
Capacity	3.1/4.2 kW/pk
Revolutions per minute	2150 rpm
Adjusted amount of revolutions	1500/2150 rpm
Cooling	Air cooled

Drive system

Hydrostatic through 2 hydraulic wheel motors

Max. speed Turtle

0-3,5 (proportional) km/h*

Max. speed Hare

0-5 (proportional) km/h*

Capacity data

	Turtle	Hare
Breakout force	596 kg	596 kg
Tractive force	330 kg*	330 kg*
Hydraulic drive- and working system	12,5/180 l/bar	18/180 l/bar
Hydraulic tank capacity	38 l	

Tires

Standard 4.00-8 - solid tires/non-marking

Remmen

Braking system Hydrostatic on 2 rear wheels/2 front wheels through chain transmission

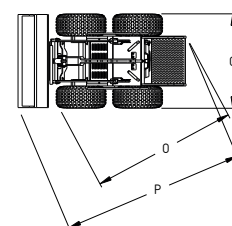
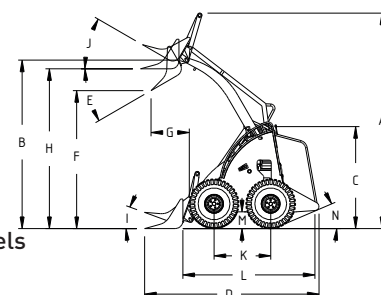
Steering

Skid steering

Electrical system

Voltage	24 V
Battery capacity	360 Ah

Dimensions in mm



A Maximum height with bucket up	2545	J Bucket angle high	53°
B Height hinge point coupling plate	2050	K Wheelbase	657
C Maximum height with bucket low	1195	L Length to coupling plate	1520
D Length + bucket	2165	M Ground clearance	121
E Bucket angle when dumping	51°	N Rear Angle	14°
F Height underside of the bucket when dumping	1480	O Turning radius	1606
G Length from front wheel to bucket when dumping	180	P Turning radius with bucket	2250
H Height bucket horizontally	1860	Q Width	740
I Bucket angle low	26°		

* depending on choice of tires

specifications and features are subject to change without notice

TECHNICAL DATA

SHERPA 100 2SPEED

Max. Dimensions (L mm x B mm x H mm, without bucket):

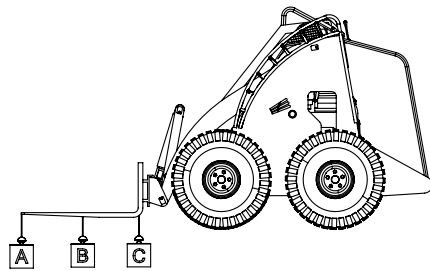
Standard 1490 x 760 x 1218

Kerb weight

802 kg (with standard tires)

Tipping loads (kg)*:

Pallet forks low**

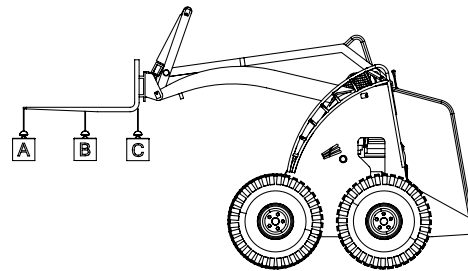


A 272

B 395

C 726

Pallet forks high**



A 207

B 280

C 437

* Including driver 60kg

** Consider a safety factor of 30%


SHERPA 100 2SPEED

Our SHERPA 100 2Speed, as the name suggests, has 2 speeds. Slowly with more power; to maneuver and work and a second gear to cover longer distances with a higher speed. Thanks to the ingenious design with 2 hydraulic pumps of which the switch can be operated while driving, it is a real pleasure to work with this machine.

More information?

Call us +31 412 61 33 44

Canadabaan 14 | 5388 RT Nistelrode | www.sherpaminiloaders.com



specifications and features are subject to change without notice